

MTSS Literacy Intervention Resources-Elementary



Fluency-Literacy Intervention Protocol

Instructor must have prior training to implement this protocol

Fluency-Core Instruction + Supplemental

Instruction	Curriculum	Environment	Data Evaluation
<p>Instructor will use the "FLUENCY Instructional Routines" and supporting resources to explicitly teach and review fluency skills within:</p> <ul style="list-style-type: none"> • Overview of Reading Fluency • High Frequency Words Fluency • Phrase to Text Fluency • Elements of Fluency: <p>Accuracy, Automaticity, Punctuations, Phrasing, Expressions & Intonation</p> <p>Other Fluency Resources: Rubrics, Poetry, Reader's Theater</p>	<p>MTSS Literacy Intervention Resources includes researched- based Instructional Routines and resources to explicitly teach the progression of foundational skills. These resources have been gathered from the following:</p> <p>FCRR.org Interventioncentral.com FreeReading.net Imagine Language and Literacy Action Tools Teacher-created materials</p>	<p>Weeks: Minimum of 10 wk/ semester Days: 3 days (min) - 4 days (max)/wk Time: 90-120 min./wk Group Size: 4-6 Instructor:</p> <ul style="list-style-type: none"> • Classroom Teacher • Tutor • Teacher Assistant 	<p>IF NEEDED Dig Deeper with Diagnostic Tool: MASI-R Oral Reading Fluency Measures</p> <p>PM Every 2 Wks: 1st Grade: Dibels DORF 2nd Grade: Dibels DORF 3rd Grade: Dibels DORF</p> <p>1st Grade: Dibels WRF 2nd Grade: Dibels WRF 3rd Grade: Dibels WRF</p> <p>Use the following spreadsheet to document PM. Rename it using: School_Teacher_Literacy</p> <p>Tier II Documentation Spreadsheet</p> <p>Share Documentation Spreadsheet with Grade Level Team & Instructional Coaches</p>

Fluency- (Tier III) Core + Supplemental + Intensive

Instruction	Curriculum	Environment	Data Evaluation
<p>Instructor will select one of the specified programs from the Literacy Intervention Protocols that best meets the needs of the student.</p>	<p>Select one of the specified program from the Literacy Intervention Protocols that best meets the needs of the student.</p>	<p>Weeks: Minimum of 9 wk/ semester Days: 4 days (min) - 5 days (max)/wk Time: 120-180 min./wk Group Size: 3-4 Instructor:</p> <ul style="list-style-type: none"> Classroom Teacher 	<p align="center">PM Once Per Week</p> <p>1st Grade: Dibels DORF 2nd Grade: Dibels DORF 3rd Grade: Dibels DORF</p> <p>1st Grade: Dibels WRF 2nd Grade: Dibels WRF 3rd Grade: Dibels WRF</p> <p>Use the following spreadsheet to document PM. Rename it using</p> <p align="center">School_Teacher_Literacy</p> <p align="center">Tier III Documentation Spreadsheet</p> <p>Share Documentation Spreadsheet with Grade Level Team & Instructional Coaches</p>


Hill Rap



Fluency-Literacy Intervention Protocol

Instructor must have prior training to implement this protocol

Fluency-Core Instruction + Supplemental

Instruction	Curriculum	Environment	Data Evaluation
<p>Instructor will follow the HillRAP Curriculum Components to provide explicit instruction to introduce and practice skills targeting:</p> <ul style="list-style-type: none"> ● Drill ● Phonological Awareness ● Word Attack/Sight Words ● Fluency ● Vocabulary ● Reading Comprehension <p>Most sessions require 40-45 minutes to complete. "Drill" should always be addressed. Once students have tested out of a targeted skill (ex. phonological awareness) the instructor should discontinue.</p>	<p>Hill Rap</p> 	<p>Weeks: Minimum of 9 wk/ semester Days: 3 days (min) - 4 days (max)/wk Time: 90-120 MIN./wk Group Size: 4-6 Instructor:</p> <ul style="list-style-type: none"> ● Program Trained Teacher 	<p>IF NEEDED, Dig Deeper with Diagnostic Tool: MASI-R Oral Reading Fluency Measures</p> <p>PM Every 2 Wks: 1st Grade: Dibels DORF 2nd Grade: Dibels DORF 3rd Grade: Dibels DORF</p> <p>1st Grade: Dibels WRF 2nd Grade: Dibels WRF 3rd Grade: Dibels WRF</p> <p>Use the following spreadsheet to document PM. Rename it using: School_Teacher_Literacy</p> <p>Tier II Documentation Spreadsheet</p> <p>Share Documentation Spreadsheet with Grade Level Team & Instructional Coaches</p>

Fluency- (Tier III) Core + Supplemental + Intensive

Instruction	Curriculum	Environment	Data Evaluation
<p>Instructor will provide the same instruction as described above intensified in the following ways:</p> <ul style="list-style-type: none"> ● <u>Incorporating additional research-based strategies</u> to supplement the targeted skill(s). ● <u>Modifying the environment in one or more ways:</u> <ul style="list-style-type: none"> ○ Number of days per week ○ Number of minutes per day ○ Reducing group size ○ Instructed by a more qualified interventionist 	<p>Same as above</p> <p align="center">or</p> <p>Select one of the specified programs from the Literacy Intervention Protocols that best meets the needs of the student.</p>	<p>Weeks: Minimum of 9 wk/ semester</p> <p>Days: 4 days (min) - 5 days (max)/wk</p> <p>Time: 120-150 min./wk</p> <p>Group Size: 3-4</p> <p>Instructor:</p> <ul style="list-style-type: none"> ● Program Trained Teacher 	<p align="center">PM Once Per Week</p> <p>1st Grade: Dibels DORF</p> <p>2nd Grade: Dibels DORF</p> <p>3rd Grade: Dibels DORF</p> <p>1st Grade: Dibels WRF</p> <p>2nd Grade: Dibels WRF</p> <p>3rd Grade: Dibels WRF</p> <p>Use the following spreadsheet to document PM. Rename it using:</p> <p align="center">School_Teacher_Literacy</p> <p align="center">Tier III Documentation Spreadsheet</p> <p align="center">Share Documentation Spreadsheet with Grade Level Team & Instructional Coaches</p>


FreeReading.net



Fluency-Literacy Intervention Protocol

Instructor must have prior training to implement this protocol

Fluency-Core Instruction + Supplemental

Instruction	Curriculum	Environment	Data Evaluation
<p>Instructor will provide explicit, sequential and systematic instruction by following the recommended scripted lessons outlined in the Teaching Tools section.</p> <p>Additional activities & instruction can be incorporated through the Educator Contributed Activities. Most lessons require 15-20 minutes to complete. Any remaining time should be spent addressing other deficits: letter recognition, letter sound correspondence, letter/name writing, sight words, etc.</p>	<p>FreeReading.net Phonological Awareness:</p> <ul style="list-style-type: none"> ● Core Activities ● Educator Contributed Activities 	<p>Weeks: Minimum of 9 wk/ semester Days: 3 days (min) - 4 days (max)/wk Time: 90-120 MIN./wk Group Size: 4-6 Instructor:</p> <ul style="list-style-type: none"> ● Classroom Teacher ● Tutor ● Teacher Assistant 	<p>IF NEEDED, Dig Deeper with Diagnostic Tool: MASI-R Oral Reading Fluency Measures</p> <p>PM Every 2 Wks:</p> <p>1st Grade: Dibels DORF 2nd Grade: Dibels DORF 3rd Grade: Dibels DORF</p> <p>1st Grade: Dibels WRF 2nd Grade: Dibels WRF 3rd Grade: Dibels WRF</p> <p>Use the following spreadsheet to document PM. Rename it using: School_Teacher_Literacy</p> <p>Tier II Documentation Spreadsheet</p> <p>Share Documentation Spreadsheet with Grade Level Team & Instructional Coaches</p> <p>Tier II Documentation Spreadsheet</p>

Fluency- (Tier III) Core + Supplemental + Intensive

Instruction	Curriculum	Environment	Data Evaluation
<p>Instructor will select one of the specified programs from the Literacy Intervention Protocols that best meets the needs of the student.</p>	<p>Select one of the specified programs from the Literacy Intervention Protocols that best meets the needs of the student.</p>	<p>Follow the recommendation provided for specified program selected from the Literacy Intervention Protocols.</p>	<p>Progress Monitor Once Per Week 1st Grade: Dibels DORF 2nd Grade: Dibels DORF 3rd Grade: Dibels DORF</p> <p>1st Grade: Dibels WRF 2nd Grade: Dibels WRF 3rd Grade: Dibels WRF</p> <p>Use the following spreadsheet to document PM. Rename it using:</p> <p align="center">School_Teacher_Literacy</p> <p align="center">Tier III Documentation Spreadsheet</p> <p>Share Documentation Spreadsheet with Grade Level Team & Instructional Coaches</p>


Letterland 2nd Grade Intervention



Fluency- Literacy Intervention Protocol

Instructor must have prior training to implement this protocol

Fluency-Core Instruction + Supplemental

Instruction	Curriculum	Environment	Data-Evaluation
<p>Instructor will follow the scope and sequence in <u>2nd grade manual page 230</u> to provide explicit instruction to introduce and practice skills targeting with following the 5 step daily intervention:</p> <ul style="list-style-type: none"> ● Letter Sounds ● Word Building: Reading and Spelling ● Word Cards and Fluency ● Tricky (Sight) Words and Dictation ● Text Reading <p>Most lessons require 20-30 minutes to complete.</p>	<p>2nd Letterland Intervention Materials</p> 	<p>Weeks: Minimum of 9 wk/ semester Days: 3 days (min) 4 days(max)/wk Time: 90-120 MIN./wk Group Size: 4-6 Instructor:</p> <ul style="list-style-type: none"> ● Classroom Teacher ● Teacher Assistant 	<p>IF NEEDED Dig Deeper with Diagnostic Tool: MASI-R Oral Reading Fluency Measures</p> <p>**Weekly PM with <u>Letterland Reading Robot Racers</u></p> <p>PM Every 2 Wks: 1st Grade: Dibels DORF 2nd Grade: Dibels DORF 3rd Grade: Dibels DORF</p> <p>1st Grade: Dibels WRF 2nd Grade: Dibels WRF 3rd Grade: Dibels WRF</p> <p>Use the following spreadsheet to document PM. Rename it using: School_Teacher_Literacy</p> <p>Tier II Documentation Spreadsheet</p> <p>Share Documentation Spreadsheet with Grade Level Team & Instructional Coaches</p>

Fluency- (Tier III) Core + Supplemental + Intensive

Instruction	Curriculum	Environment	Data-Evaluation
<p>Instructor will provide the same instruction as described above intensified in the following ways:</p> <ul style="list-style-type: none"> ● <u>Incorporating additional research-based strategies</u> to supplement the targeted skill(s). ● <u>Modifying the environment in one or more ways:</u> <ul style="list-style-type: none"> ○ Number of days per week ○ Number of minutes per day ○ Reducing group size ○ Instructed by a more qualified interventionist 	<p style="text-align: center;">Same as above</p> <p style="text-align: center;">or</p> <p>Select one of the specified programs from the Literacy Intervention Protocols that best meets the needs of the student.</p>	<p>Weeks: Min. of 9 wk/ semester Days: 4 days (min)/ 5 days (max)/wk Time: 120-150 min./wk Group Size: 3-4 Instructor:</p> <ul style="list-style-type: none"> ● Classroom Teacher trained in program ● Exceptional Children Teacher trained in program 	<p style="text-align: center;">PM Once Per Week</p> <p>1st Grade: Dibels DORF 2nd Grade: Dibels DORF 3rd Grade: Dibels DORF</p> <p>1st Grade: Dibels WRF 2nd Grade: Dibels WRF 3rd Grade: Dibels WRF</p> <p>Use the following spreadsheet to document PM. Rename it using:</p> <p style="text-align: center;">School_Teacher_Literacy</p> <p style="text-align: center;">Tier III Documentation Spreadsheet</p> <p>Share Documentation Spreadsheet with Grade Level Team & Instructional Coaches</p>